

Pithy Projects


Hand Piecing Project

by Pioneerlady at Pithyponderings

Ghosts & Lanterns

Finished Block 10" Square


The templates on the following pages are for the smaller quilt with only one ghost and one Jack O'lantern. Simply duplicate the blocks for the larger quilt.




Fabric measurements are based on making one ghost and one Jack O'lantern

An 1/2 yard cut of fabric for fabrics A, B, and C. You will need less than 1/4 yard cut for D.


I chose 2" borders for my layouts.




A



B




C



D

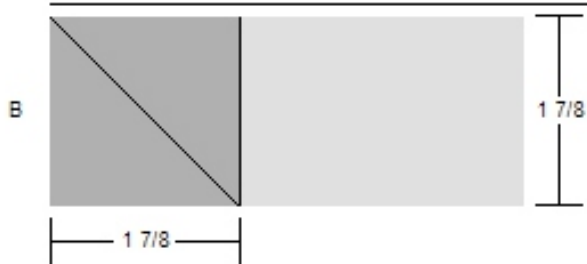
All template pieces on the following pages are drawn without seam allowances.

Calculated to make a 10" finished block.



Roatary cutting instructions.
Templates are on the pages 4 & 5.

Cutting Diagrams



Calculated to make a 10" finished block.




Roatary cutting instructions.
Templates are on the pages 6 & 7.


Cutting Diagrams

Patch Count






ghost page 1





ghost page 2





Jack O'Lantern page 2

