

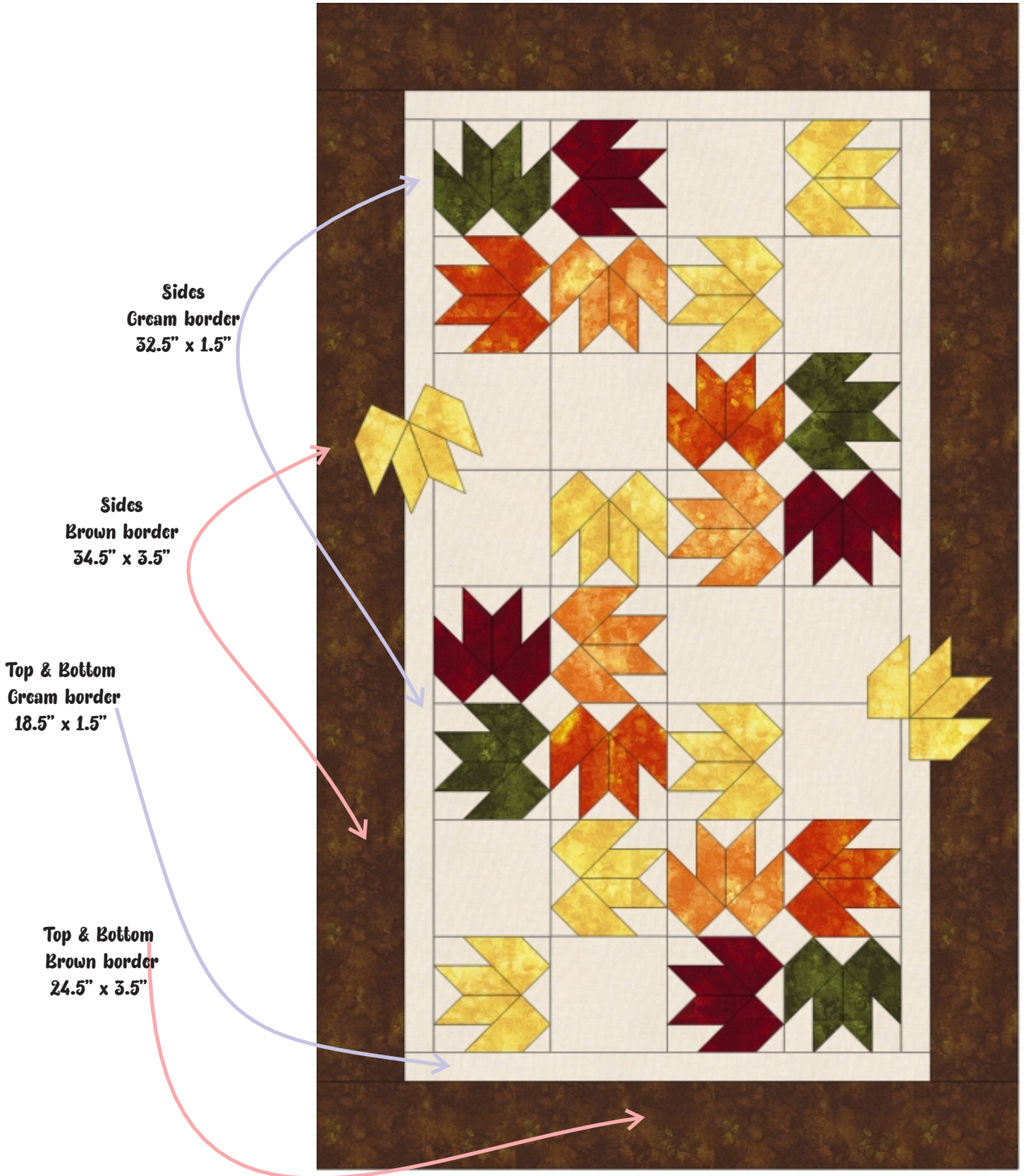
# Pithy Projects

## Hand Piecing Project

# Blowing in the Wind

Finished Quilt 24" x 40"


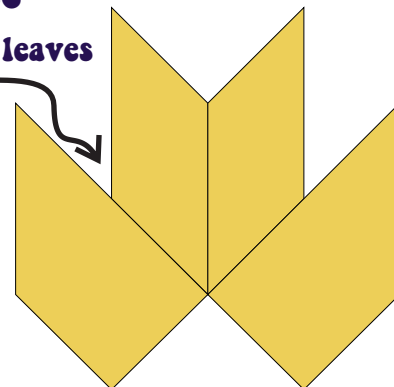


by Pioneerlady at Pithyponderings



**Pithy Projects**  
**Hand Piecing Project**  
*by Piouslady at Pithyprojects*


**Floating Applique**  
 will need 2 of these pieced leaves

*With a couple really colorful batik-like print fabric, it would be possible to use only one or two colorways and still get a variety of different colored leaves.*




**Block 1**

**Finished Block 8" Square**  
 will need 4 of these blocks



**Block 2**

**Finished Block 8" Square**  
 will need 2 of these blocks




**Block 3**

**Finished Block 8" Square**  
 will need 2 of these blocks




# Not to Scale


see next page for templates



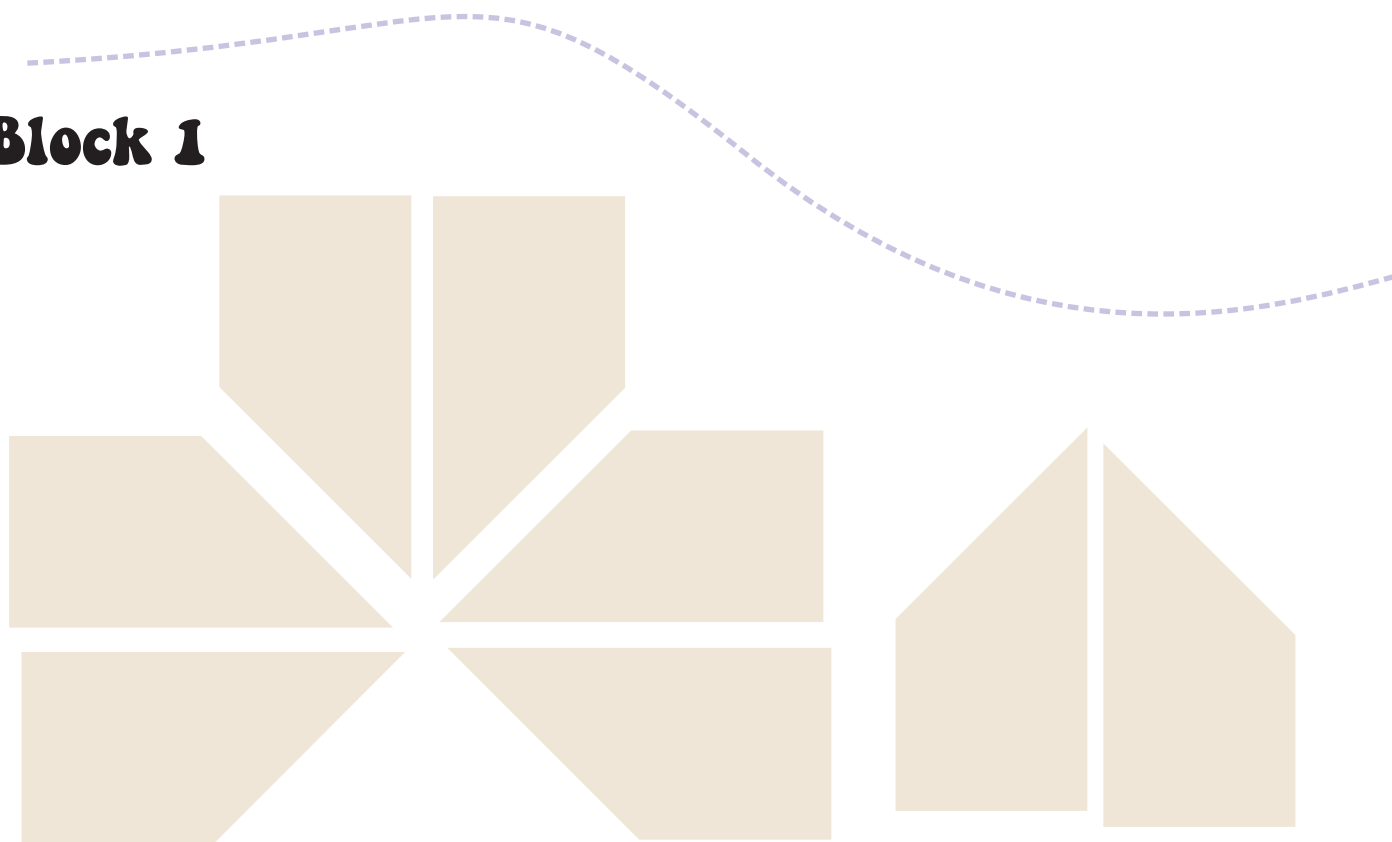
## For layout of the blocks only!





**Print 4 of this Page**



**Block 1**




*All template pieces on the following pages  
are drawn without seam allowances.*



**Block 1**

**Print 4 of this Page**







**Block 2 & 3**

**Print 2 of this Page**

**Print 1 of this Page**




**Pieces Floating Leaves**



**Print 1 of this Page**





**Print 1 of this Page**