

Pithy Projects

Ornament Project

by Pioneerlady at Pithyponderings

Gingerbread Doll

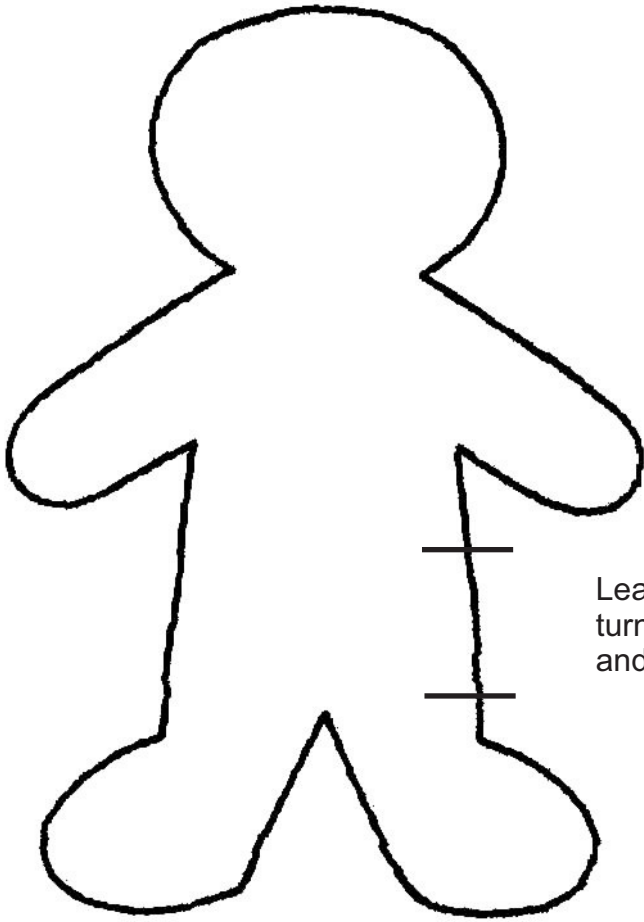
Multiple Sizes

A simple pattern. Large or small, this doll is a joy to make.


I'm including two shapes, and a couple sizes.


Be sure to cut out the patterns with seam allowances. Or consider printing the pattern as a sewing template. Then you can sew along the lines for greater precision. The stitches will perforate the paper so it can easily be removed.





Leave open for turning right-side out and for stuffing.





Leave open for
turning right-side out
and for stuffing.

