

Pithy Projects



Hand Piecing Project

by Pioneerlady at Pithyponderings

Rolling Star


Finished Block 10" Square

*A great star for any color pallet.
In 1927 it was called the Rolling Star.
Today we might call it a
Snowball Star.*

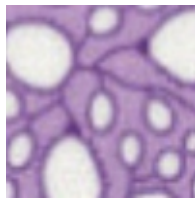


An 1/8 yard cut of fabric will be enough for fabrics B, C, and D.


You will need more than 1/8 yard of fabric A because you will need to make the boarder strips and the corner blocks.



A



B



C



D

*All template pieces on the following pages
are drawn without seam allowances.*

*I have provided templates in color and in outline. You can use
whichever you choose.*

