

# Pithy Projects



## Hand Piecing Project

by Pioneerlady at Pithyponderings

### Grandma's Spring Brooch


Finished Block 10" Square

*A slight variation to the  
Grandma's Brooch, this block  
utilizes 7 fabrics to create a faceted star.*




A

An 1/8 yard cut of fabric will be enough for fabrics B, C, D, E, F, and G. Fabric F & G are the same fabric in two colorways.




B

You will need more than 1/8 yard of fabric A because you will need to make the boarder strips and the corner blocks.



C




E



F




G



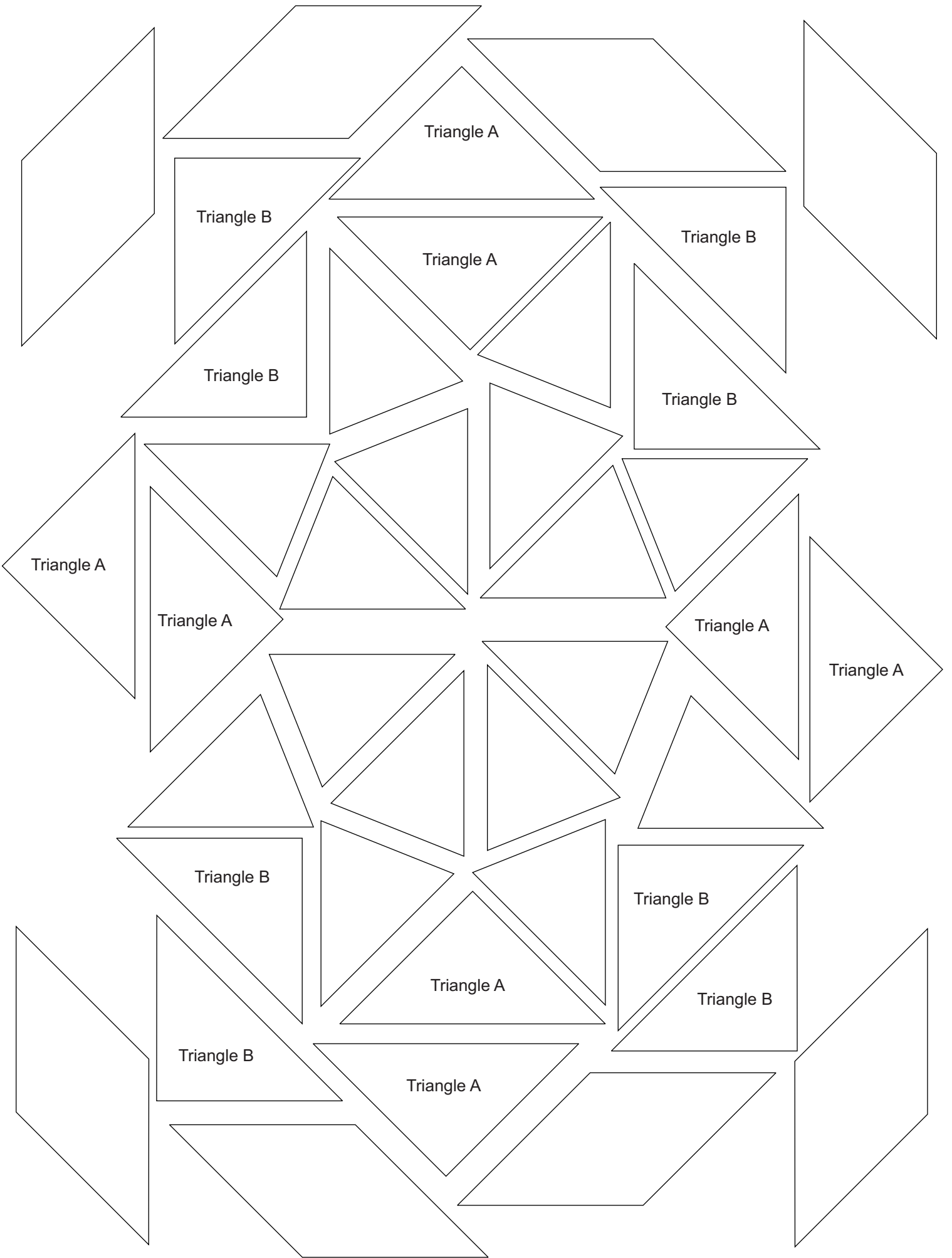
D

*All template pieces on the following pages  
are drawn without seam allowances.*

*I have provided templates in color and in outline. You can use  
whichever you choose.*







Triangle A

Triangle B

Triangle B

Triangle A

Triangle B

Triangle B

Triangle A

Triangle A

Triangle A

Triangle A

Triangle B

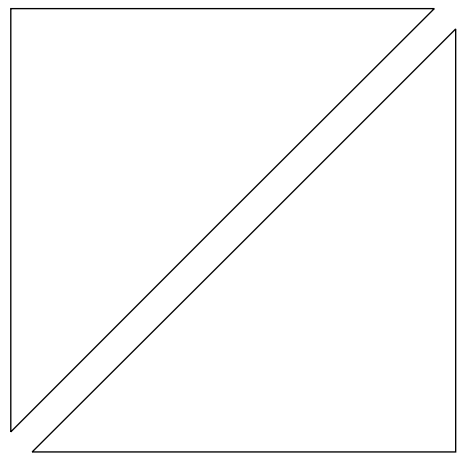
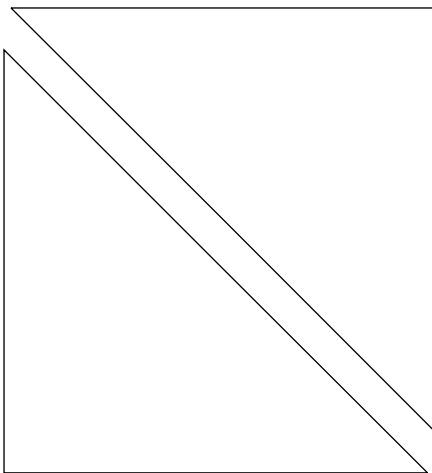




Triangle B

Triangle A

Triangle B

Triangle B

Triangle A





Bonus Template for a solid center

