

Pithy Projects


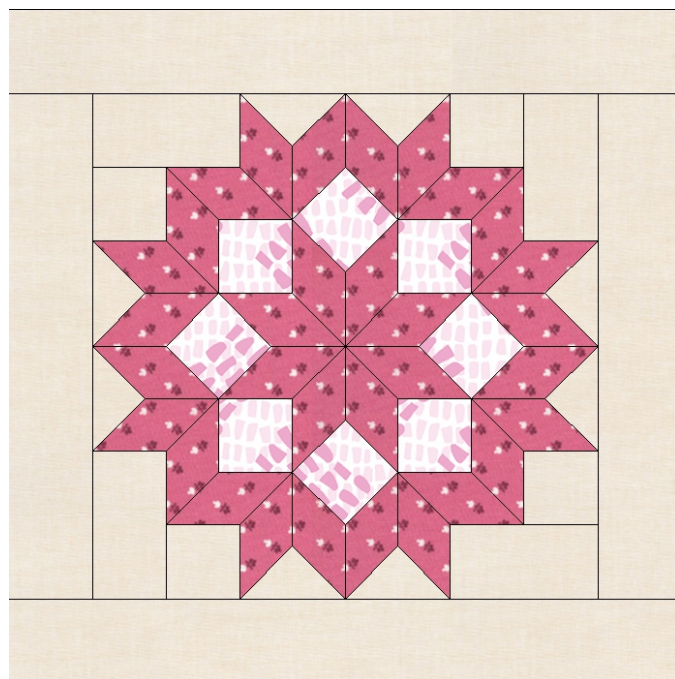
Hand Piecing Project

by Pioneerlady at Pithyponderings

Triple Star


Finished Block 10" Square

This star uses rectangles and squares to form it into a block. In another setting, using triangles, it is known as the Triple Star and Octagon Star. It is a good example of how the same block gets slight variations and different names depending on when and where it was being made. You can see why it was called the Triple Star in this second color variation.




An 1/8 yard cut of fabric will be enough for fabrics B and C.

You will need more than 1/8 yard of fabric A because you will need to make the boarder strips and the corner blocks.



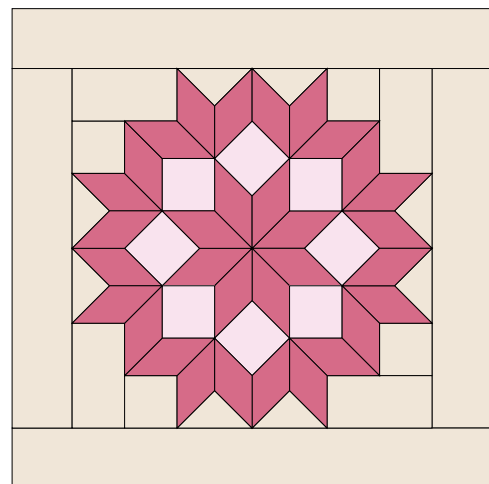
A



B



C



All template pieces on the following pages are drawn without seam allowances.

I have provided templates in color and in outline. You can use whichever you choose.

